

# American Masters Games 2016-Road Race 700

August 28, 2016

Wave A (Men)

62.80 km, 6 laps of 10.47 km, winner: 1:38:34 - 38.22 km/h

Pos	Bib	Name	Team	Nat.	StateProv	City	Category	Age	Gender	License	UCI Code	Time	Gap	km/h	Lap 1	Lap 2	Lap 3	Lap 4	Lap 5	Lap 6		
1	63	WAKELIN, Tony	IRC p/b Robert Cameron Law	CANADA	British Columbia	Victoria	55-59	55	Men	BC003259	HC CAN19610622	1:38:34	0'00"	38.22	17:26	15:20	15:43	15:44	16:39	17:44		
2	67	TAYLOR, Paul	Island Racing Club p/b Robert Cameron Law	CANADA	British Columbia	Victoria	55-59	55	Men	BC090464	HC CAN19610410	"	"	"	17:22	15:23	15:41	15:38	16:46	17:45		
3	86	MARSH, Brian		CANADA	BC	Castlegar	55-59	59	Men	BC090165	HC CAN19570225	"	"	"	17:25	15:19	15:44	15:44	16:39	17:44		
4	72	BEIRNE, David				Tucson	55-59	56	Men	TEMP		1:38:36	0'02"	38.21	17:26	15:20	15:43	15:45	16:38	17:44		
5	62	ORR, Sheldon		CANADA	BC	Surrey	55-59	55	Men	BC003705	HC CAN19610519	"	"	"	17:26	15:20	15:41	15:46	16:39	17:45		
6	124	WARNOCK, John		CANADA	British Columbia	Vancouver	65-69	67	Men	BC092039	HC CAN19491108	1:38:38	0'04"	38.20	17:26	15:20	15:43	15:44	16:38	17:46		
7	75	PHILLIPS, Ken	Glotman Simpson Cycling	CANADA	British Columbia	West Vancouver	55-59	56	Men	BC092315	HC CAN19600114	1:42:10	3'36"	36.87	17:25	15:40	17:20	17:16	17:30	17:00		
8	81	DUNNISON, David	Musette Racing	CANADA	British Columbia	Surrey	55-59	58	Men	BC091395	HC CAN19581008	1:42:38	4'04"	36.71	17:27	15:40	17:18	17:16	17:29	17:28		
9	73	HAWBOLDT, Robert				Saskatoon	55-59	56	Men	TEMP		1:43:27	4'53"	36.42	17:39	16:39	17:11	17:16	17:39	17:04		
10	94	LANG, Robert	No team	CANADA	British Columbia	Delta	60-64	60	Men	BC000787	HC CAN19560614	"	"	"	17:41	16:37	17:11	17:16	17:40	17:05		
11	114	HOLLANDS, Terry				Winnipeg	60-64	64	Men	TEMP		"	"	"	17:40	16:37	17:12	17:15	17:38	17:07		
12	100	HAGEN, Mike		Canada	British Columbia	Burnaby	60-64	60	Men	BC008442	HC CAN19560428	"	"	"	17:42	16:36	17:11	17:15	17:40	17:07		
13	69	DAVEY, Gregory				North Vancouver	55-59	56	Men	TEMP		1:44:03	5'29"	36.21	17:35	16:41	17:13	17:15	17:38	17:41		
14	76	GEORGE, Andy				British Columbia	Surrey	55-59	57	Men	BC008820	"	"	"	17:39	16:39	17:11	17:16	17:40	17:55		
15	64	HEILBRON, Brett				Vancouver	55-59	55	Men	TEMP		1:45:15	6'41"	35.80	17:39	16:51	17:40	17:30	18:07	17:26		
16	107	VAN GAANS, Gerry		Canada		Coquitlam	60-64	61	Men	TEMP	HC CAN19550119	"	"	"	18:05	16:47	17:19	17:32	18:07	17:26		
17	112	ADAMS, Michael		CANADA	BC	Nelson	60-64	63	Men	BC002489	HC CAN19530401	"	"	"	18:04	16:46	17:20	17:31	18:08	17:28		
18	119	FEENSTRA, Ted	Glotman Simpson Cycling		British Columbia	Vancouver	65-69	66	Men	BC007172	"	"	"	"	18:01	16:50	17:20	17:31	18:07	17:28		
19	83	ALLINA, Michael				New Westminster	55-59	58	Men	TEMP		"	"	"	17:39	17:13	17:19	17:31	18:08	17:27		
20	99	GARLEPP, Zman				Van.	60-64	60	Men	TEMP		"	"	"	18:03	16:46	17:20	17:32	18:08	17:28		
21	123	BURKE, Clive				Edmonton	65-69	67	Men	TEMP		"	"	"	18:03	16:49	17:19	17:31	18:07	17:28		
22	88	BRENNAN, Barry	Mighty Cycling	CANADA	British Columbia	Vancouver	55-59	59	Men	BC006314	HC CAN19570123	1:45:18	6'44"	35.78	18:03	16:47	17:21	17:30	18:08	17:31		
23	97	SIMPSON, Bob				Quesnel	60-64	60	Men	TEMP		1:45:20	6'46"	35.77	18:01	16:50	17:20	17:30	18:08	17:31		
24	79	ALFANO, Giovanni				British Columbia	New Westminster	55-59	57	Men	BC097278	"	"	"	1:45:31	6'57"	35.71	18:03	16:48	17:18	17:32	18:07
25	104	ALLEN, Michael				Vancouver	60-64	61	Men	TEMP		1:46:06	7'32"	35.51	18:02	16:51	17:18	17:32	18:06	18:16		
26	120	BIRON, Claude				Vancouver	65-69	66	Men	TEMP		1:49:04	10'30"	34.54	18:04	16:48	17:20	17:30	18:30	20:51		
27	74	NICHINI, Carlo		canada		Vancouver	55-59	56	Men	TEMP	HC CAN19600728	1:51:45	13'11"	33.72	18:03	17:11	18:55	18:56	19:03	19:36		
28	65	MCCOMB, Garry				Vancouver	55-59	55	Men	TEMP		1:54:59	16'25"	32.77	18:18	19:01	19:43	19:18	19:53	18:46		
29	142	SIMPSON, Rick		CANADA			65-69	67	Men	TEMP	HC CAN19490901	"	"	"	18:26	18:54	19:43	19:18	19:53	18:46		
30	108	GONZALEZ, Alexander				Calle Japon	60-64	61	Men	TEMP		1:55:16	16'42"	32.68	19:07	18:55	19:14	19:03	19:54	19:02		
31	68	LANG, Torsten				Frankfurt	55-59	55	Men	TEMP		"	"	"	18:25	18:54	19:43	19:17	19:54	19:06		
32	116	ROBINSON, Duncan				Langely	65-69	65	Men	TEMP		1:55:19	16'45"	32.67	18:41	18:37	19:45	19:18	19:52	19:07		
33	126	MITCHELL, Paul				Vancouver	65-69	68	Men	TEMP		"	"	"	18:34	18:45	19:42	19:17	19:53	19:07		
34	133	D'ARCY, Thomas	Escape Velocity pb Fortius	CANADA	BC	Vancouver	70-74	71	Men	BC091070	HC CAN19451110	"	"	"	18:53	19:10	19:15	19:01	19:55	19:07		
35	87	LAMB, Andy				Red Deer	55-59	59	Men	TEMP		"	"	"	18:02	17:31	19:40	19:37	20:10	20:21		
36	82	CECCON, Allan		Canada		Castlegar	55-59	58	Men	TEMP	HC CAN19581201	1:55:21	16'47"	32.66	18:26	18:54	19:43	19:17	19:54	19:08		
37	70	TSENDENDAMBA, Ganbold				Mill Creek	55-59	56	Men	TEMP		1:55:56	17'22"	32.50	18:04	17:55	21:04	19:15	19:55	19:44		
38	91	MALLEY, Kimberley James Richard				Surrey	60-64	60	Men	TEMP		1:56:20	17'46"	32.39	18:30	18:49	19:43	19:15	20:09	19:53		
39	125	BOSMAN, Herman		CANADA	BC	Burnaby	65-69	68	Men	BC007174	HC CAN19480610	1:56:21	17'47"	32.38	18:36	19:26	19:15	19:03	20:08	19:53		
40	77	LLOYD, Richard				Pitt Meadows	55-59	57	Men	TEMP		2:00:19	21'45"	31.38	18:56	19:49	20:35	20:19	20:22			
41	89	JOHNSTON, David		canada		Calgary	55-59	59	Men	TEMP	HC CAN19570409	2:00:16	21'42"	31.38	19:08	18:57	19:41	21:20	20:57			
42	117	THOMAS, Duff		CANADA	BC	Surrey	65-69	65	Men	BC002803	HC CAN19510401	2:00:18	21'44"	31.38	19:07	19:22	20:52	20:19	20:24			
43	103	VAN DOORN, Frank				Cremona	60-64	60	Men	TEMP		2:02:52	24'18"	30.70	19:52	19:44	20:43	20:48	21:10			
44	106	MACDOUGALL, Wayne				Vancouver	60-64	61	Men	TEMP		2:03:31	24'57"	30.56	19:40	19:56	20:43	20:49	21:38			
45	111	PETERSON, Clayton				Kamloops	60-64	63	Men	TEMP		2:10:19	31'45"	29.02	19:42	21:53	22:12	21:51	22:33			
46	138	NICHOLLS, Richard				Delta	80+	80	Men	TEMP		2:11:51	33'17"	28.65	20:32	21:49	21:54	22:40	22:40			
47	134	DUFFICY, Anthony				Kamloops	70-74	71	Men	TEMP		2:16:34	38'00"	27.67	20:58	22:38	22:49	23:38	23:25			
48	127	MCNEILL, Neil				Surrey	65-69	69	Men	TEMP		2:17:18	38'44"	27.48	22:01	22:00	23:00	23:40	23:34			
49	95	OLEINYK, Carl				Edmonton	60-64	60	Men	TEMP		2:19:29	40'55"	27.22	18:42	19:20	19:14	19:03	39:02			
50	113	ROBERTSON, Roy				Vancouver	60-64	63	Men	TEMP		2:19:37	41'03"	27.21	18:25	18:53	19:43	19:17	39:04			
51	135	FRIEDT, David				Mercer Island	70-74	71	Men	TEMP		2:20:46	42'12"	26.97	18:52	19:10	19:14	19:02	40:05			
52	136	LUKICH, Michael				Santa Monica	75-79	76	Men	TEMP		2:21:35	43'01"	26.63	23:14	23:28	23:49	24:03	23:22			
53	132	ACHESON, Daniel				Edmonton	70-74	70	Men	TEMP		2:21:41	43'07"	26.61	23:11	23:30	23:54	24:00	23:25			
54	137	EVANS, Andy				Surrey	75-79	78	Men	TEMP		2:23:36	45'02"	26.26	23:17	23:54	23:47	24:04	24:30			
55	129	HARTNETT, Tony				Auckland	65-69	69	Men	TEMP		3:03:53	1h25'19"	20.70	27:29	30:00	31:56	31:55				
56	101	WILKINGS, Steven				Vancouver	60-64	60	Men	TEMP		3:11:00	1h32'26"	20.16	30:06	32:11						
57	130	GROSS, Don		canada		Edmonton	65-69	69	Men	TEMP	HC CAN19471109	2:12:10	33'36"	28.51	22:02							
DNS	66	GALLAGHER, Joe				North Vancouver	55-59	55	Men	TEMP		"	"	"	"	"	"	"	"	"		
DNS	71	RUSTON, Howard				Corman Park	55-59	56	Men	TEMP		"	"	"	"	"	"	"	"	"		
DNS	78	WASILIEW, Wayne				North Vancouver	55-59	57	Men	TEMP		"	"	"	"	"	"	"	"	"		
DNS	84	WEBB, Dave		canada		Surrey	55-59	58	Men	TEMP	HC CAN19580613	"	"	"	"	"	"	"	"	"		
DNS	90	PALLONE, Greg		CANADA	BC	West Vancouver	55-59	59	Men	BC000156	HC CAN19570128	"	"	"	"	"	"	"	"	"		
DNS	93	BUYS, francis	Glotman Simpson Cycling	CANADA	British Columbia	North Vancouver	60-64	60	Men	BC090848	HC CAN19560527	"	"	"								

# American Masters Games 2016-Road Race 700

August 28, 2016

55-59 (Men)

62.80 km, 6 laps of 10.47 km, winner: 1:38:34 - 38.22 km/h

Pos	Bib	Name	Team	Nat.	StateProv	City	Category	Age	Gender	License	UCI Code	Time	Gap	km/h	Lap 1	Lap 2	Lap 3	Lap 4	Lap 5	Lap 6
1	63	WAKELIN, Tony	IRC p/b Robert Cameron Law	CANADA	British Columbia	Victoria	55-59	55	Men	BC003259	CAN19610622	1:38:34		38.22	17:26	15:20	15:43	15:44	16:39	17:44
2	67	TAYLOR, Paul	Island Racing Club p/b Robert Cameron Law	CANADA	British Columbia	Victoria	55-59	55	Men	BC090464	CAN19610410	"	0'00"	"	17:22	15:23	15:41	15:38	16:46	17:45
3	86	MARSH, Brian		CANADA	BC	Castlegar	55-59	59	Men	BC090165	CAN19570225	"	"	"	17:25	15:19	15:44	15:44	16:39	17:44
4	72	BEIRNE, David				Tucson	55-59	56	Men	TEMP		1:38:36	0'02"	38.21	17:26	15:20	15:43	15:45	16:38	17:44
5	62	ORR, Sheldon		CANADA	BC	Surrey	55-59	55	Men	BC003705	CAN19610519	"	"	"	17:26	15:20	15:41	15:46	16:39	17:45
6	75	PHILLIPS, Ken	Glotman Simpson Cycling	CANADA	British Columbia	West Vancouver	55-59	56	Men	BC092315	CAN19600114	1:42:10	3'36"	36.87	17:25	15:40	17:20	17:16	17:30	17:00
7	81	DUNNISON, David	Musette Racing	CANADA	British Columbia	Surrey	55-59	58	Men	BC091395	CAN19581008	1:42:38	4'04"	36.71	17:27	15:40	17:18	17:16	17:29	17:28
8	73	HAWBOLDT, Robert				Saskatoon	55-59	56	Men	TEMP		1:43:27	4'53"	36.42	17:39	16:39	17:11	17:16	17:39	17:04
9	69	DAVEY, Gregory				North Vancouver	55-59	56	Men	TEMP		1:44:03	5'29"	36.21	17:35	16:41	17:13	17:15	17:38	17:41
10	76	GEORGE, Andy			British Columbia	Surrey	55-59	57	Men	BC008820		1:44:19	5'45"	36.12	17:39	16:39	17:11	17:16	17:40	17:55
11	64	HEILBRON, Brett				Vancouver	55-59	55	Men	TEMP		1:45:15	6'41"	35.80	17:39	16:51	17:40	17:30	18:07	17:26
12	83	ALLINA, Michael				New Westminser	55-59	58	Men	TEMP		"	"	"	17:39	17:13	17:19	17:31	18:08	17:27
13	88	BRENNAN, Barry	Mighty Cycling	CANADA	British Columbia	Vancouver	55-59	59	Men	BC006314	CAN19570123	1:45:18	6'44"	35.78	18:03	16:47	17:21	17:30	18:08	17:31
14	79	ALFANO, Giovanni			British Columbia	Newwestminster	55-59	57	Men	BC097278		1:45:31	6'57"	35.71	18:03	16:48	17:18	17:32	18:07	17:42
15	74	NICHINI, Carlo		canada		Vancouver	55-59	56	Men	TEMP	CAN19600728	1:51:45	13'11"	33.72	18:03	17:11	18:55	18:56	19:03	19:36
16	65	MCCOMB, Garry				Vancouver	55-59	55	Men	TEMP		1:54:59	16'25"	32.77	18:18	19:01	19:43	19:18	19:53	18:46
17	68	LANGE, Torsten				Frankfurt	55-59	55	Men	TEMP		1:55:16	16'42"	32.68	18:25	18:54	19:43	19:17	19:54	19:06
18	87	LAMB, Andy				Red Deer	55-59	59	Men	TEMP		1:55:19	16'45"	32.67	18:02	17:31	19:40	19:37	20:10	20:21
19	82	CECCON, Allan		Canada		Castlegar	55-59	58	Men	TEMP	CAN19581201	1:55:21	16'47"	32.66	18:26	18:54	19:43	19:17	19:54	19:08
20	70	TSEDENDAMBA, Ganbold				Mill Creek	55-59	56	Men	TEMP		1:55:56	17'22"	32.50	18:04	17:55	21:04	19:15	19:55	19:44
21	77	LLOYD, Richard				Pitt Meadows	55-59	57	Men	TEMP		2:00:19	-1 lap	31.38	18:56	19:49	20:35	20:19	20:22	
22	89	JOHNSTON, David		canada		Calgary	55-59	59	Men	TEMP	CAN19570409	2:00:16	-1 lap	31.38	19:08	18:57	19:41	21:20	20:57	
DNS	66	GALLAGHER, Joe				North Vancouver	55-59	55	Men	TEMP		"	"	"	"	"	"	"	"	"
DNS	71	RUSTON, Howard				Corman Park	55-59	56	Men	TEMP		"	"	"	"	"	"	"	"	"
DNS	78	WASILIEW, Wayne				North Vancouver	55-59	57	Men	TEMP		"	"	"	"	"	"	"	"	"
DNS	84	WEBB, Dave		canada		Surrey	55-59	58	Men	TEMP	CAN19580613	"	"	"	"	"	"	"	"	"
DNS	90	PALLONE, Greg		CANADA	BC	West Vancouver	55-59	59	Men	BC000156	CAN19570128	"	"	"	"	"	"	"	"	"

# American Masters Games 2016-Road Race 700

August 28, 2016

60-64 (Men)

62.80 km, 6 laps of 10.47 km, winner: 1:43:27 - 36.41 km/h







Pos	Bib	Name	Team	Nat.	StateProv	City	Category	Age	Gender	License	UCICode	Time	Gap	km/h	Lap 1	Lap 2	Lap 3	Lap 4	Lap 5	Lap 6
1	94	LANG, Robert	No team	CANADA	British Columbia	Delta	60-64	60	Men	BC000787	🇨🇦 CAN19560614	1:43:27		36.41	17:41	16:37	17:11	17:16	17:40	17:05
2	114	HOLLANDS, Terry				Winnipeg	60-64	64	Men	TEMP		"	0'00"	"	17:40	16:37	17:12	17:15	17:38	17:07
3	100	HAGEN, Mike		Canada	British Columbia	Burnaby	60-64	60	Men	BC008442	🇨🇦 CAN19560428	"	"	"	17:42	16:36	17:11	17:15	17:40	17:07
4	107	VAN GAANS, Gerry		Canada		Coquitlam	60-64	61	Men	TEMP	🇨🇦 CAN19550119	1:45:15	1'48"	35.79	18:05	16:47	17:19	17:32	18:07	17:26
5	112	ADAMS, Michael		CANADA	BC	Nelson	60-64	63	Men	BC002489	🇨🇦 CAN19530401	"	"	"	18:04	16:46	17:20	17:31	18:08	17:28
6	99	GARLEPP, Zman				Van.	60-64	60	Men	TEMP		"	"	"	18:03	16:46	17:20	17:32	18:08	17:28
7	97	SIMPSON, Bob				Quesnel	60-64	60	Men	TEMP		1:45:20	1'53"	35.77	18:01	16:50	17:20	17:30	18:08	17:31
8	104	ALLEN, Michael				Vancouver	60-64	61	Men	TEMP		1:46:06	2'39"	35.51	18:02	16:51	17:18	17:32	18:06	18:16
9	108	GONZALEZ, Alexander				Calle Japon	60-64	61	Men	TEMP		1:55:16	11'49"	32.68	19:07	18:55	19:14	19:03	19:54	19:02
10	91	MALLEY, Kimberley James Richard				Surrey	60-64	60	Men	TEMP		1:56:20	12'53"	32.39	18:30	18:49	19:43	19:15	20:09	19:53
11	103	VAN DOORN, Frank				Cremona	60-64	60	Men	TEMP		2:02:52	-1 lap	30.70	19:52	19:44	20:43	20:48	21:10	
12	106	MACDOUGALL, Wayne				Vancouver	60-64	61	Men	TEMP		2:03:31	-1 lap	30.56	19:40	19:56	20:43	20:49	21:38	
13	111	PETERSON, Clayton				Kamloops	60-64	63	Men	TEMP		2:10:19	-1 lap	29.02	19:42	21:53	22:12	21:51	22:33	
14	95	OLEINYK, Carl				Edmonton	60-64	60	Men	TEMP		2:19:29	-1 lap	27.22	18:42	19:20	19:14	19:03	39:02	
15	113	ROBERTSON, Roy				Vancouver	60-64	63	Men	TEMP		2:19:37	-1 lap	27.21	18:25	18:53	19:43	19:17	39:04	
16	101	WILKINGS, Steven				Vancouver	60-64	60	Men	TEMP		3:11:00	-4 laps	20.16	30:06	32:11				
DNS	93	BUYS, francis	Glotman Simpson Cycling	CANADA	British Columbia	North Vancouver	60-64	60	Men	BC090848	🇨🇦 CAN19560527									
DNS	96	FEDERICO, Enzo				Squamish	60-64	60	Men	TEMP		"	"	"						
DNS	98	WALKER, Wayne		CANADA	BC	Victoria	60-64	60	Men	BC002928	🇨🇦 CAN19560718	"	"	"						
DNS	105	CRETNEY, Ken				Vancouver	60-64	61	Men	TEMP		"	"	"						
DNS	109	SAWATZKY, Brian				Saskatoon	60-64	62	Men	TEMP		"	"	"						
DNS	110	NESTERSKI, Michael		CANADA	British Columbia	Blue River	60-64	62	Men	BC000474	🇨🇦 CAN19540324	"	"	"						

# American Masters Games 2016-Road Race 700

August 28, 2016

65-69 (Men)

62.80 km, 6 laps of 10.47 km, winner: 1:38:38 - 38.20 km/h


Pos	Bib	Name	Team	Nat.	StateProv	City	Category	Age	Gender	License	UCI Code	Time	Gap	km/h	Lap 1	Lap 2	Lap 3	Lap 4	Lap 5	Lap 6
1	124	WARNOCK, John		CANADA	British Columbia	Vancouver	65-69	67	Men	BC092039	 CAN19491108	1:38:38		38.20	17:26	15:20	15:43	15:44	16:38	17:46
2	119	FEENSTRA, Ted	Glotman Simpson Cycling		British Columbia	Vancouver	65-69	66	Men	BC007172		1:45:15	6'37"	35.79	18:01	16:50	17:20	17:31	18:07	17:28
3	123	BURKE, Clive				Edmonton	65-69	67	Men	TEMP		"	"	"	18:03	16:49	17:19	17:31	18:07	17:28
4	120	BIRON, Claude				Vancouver	65-69	66	Men	TEMP		1:49:04	10'26"	34.54	18:04	16:48	17:20	17:30	18:30	20:51
5	142	SIMPSON, Rick		CANADA			65-69	67	Men	TEMP	 CAN19490901	1:54:59	16'21"	32.77	18:26	18:54	19:43	19:18	19:53	18:46
6	116	ROBINSON, Duncan				Langely	65-69	65	Men	TEMP		1:55:19	16'41"	32.67	18:41	18:37	19:45	19:18	19:52	19:07
7	126	MITCHELL, Paul				Vancouver	65-69	68	Men	TEMP		"	"	"	18:34	18:45	19:42	19:17	19:53	19:07
8	125	BOSMAN, Herman		CANADA	BC	Burnaby	65-69	68	Men	BC007174	 CAN19480610	1:56:21	17'43"	32.38	18:36	19:26	19:15	19:03	20:08	19:53
9	117	THOMAS, Duff		CANADA	BC	Surrey	65-69	65	Men	BC002803	 CAN19510401	2:00:18	-1 lap	31.38	19:07	19:22	20:52	20:19	20:24	
10	127	MCNEILL, Neil				Surrey	65-69	69	Men	TEMP		2:17:18	-1 lap	27.48	22:01	22:00	23:00	23:40	23:34	
11	129	HARTNETT, Tony				Auckland	65-69	69	Men	TEMP		3:03:53	-2 laps	20.70	27:29	30:00	31:56	31:55		
12	130	CROSS, Don		canada		Edmonton	65-69	69	Men	TEMP	 CAN19471109	2:12:10	-5 laps	28.51	22:02					
DNS	121	BOILEAU, Robert				Thunderbay	65-69	66	Men	TEMP										
DNS	122	MORRISON, Raymond		CANADA	BC	Kelowna	65-69	67	Men	BC000242	 CAN19490512	"	"	"						

# American Masters Games 2016-Road Race 700

August 28, 2016

70-74 (Men)

62.80 km, 6 laps of 10.47 km, winner: 1:55:19 - 32.67 km/h

Pos	Bib	Name	Team	Nat.	StateProv	City	Category	Age	Gender	License	UCI Code	Time	Gap	km/h	Lap 1	Lap 2	Lap 3	Lap 4	Lap 5	Lap 6
1	133	D'ARCY, Thomas	Escape Velocity pb Fortius	CANADA	BC	Vancouver	70-74	71	Men	BC091070	 CAN19451110	1:55:19		32.67	18:53	19:10	19:15	19:01	19:55	19:07
2	134	DUFFICY, Anthony				Kamloops	70-74	71	Men	TEMP		2:16:34	-1 lap	27.67	20:58	22:38	22:49	23:38	23:25	
3	135	FRIEDT, David				Mercer Island	70-74	71	Men	TEMP		2:20:46	-1 lap	26.97	18:52	19:10	19:14	19:02	40:05	
4	132	ACHESON, Daniel				Edmonton	70-74	70	Men	TEMP		2:21:41	-1 lap	26.61	23:11	23:30	23:54	24:00	23:25	

# American Masters Games 2016-Road Race 700

August 28, 2016

75-79 (Men)

52.33 km, 5 laps of 10.47 km, winner: 2:21:35 - 26.63 km/h

Pos	Bib	Name	Team	Nat.	StateProv	City	Category	Age	Gender	License	UCI Code	Time	Gap	km/h	Lap 1	Lap 2	Lap 3	Lap 4	Lap 5
1	136	LUKICH, Michael				Santa Monica	75-79	76	Men	TEMP		2:21:35		26.63	23:14	23:28	23:49	24:03	23:22
2	137	EVANS, Andy				Surrey	75-79	78	Men	TEMP		2:23:36	2'01"	26.26	23:17	23:54	23:47	24:04	24:30

# American Masters Games 2016-Road Race 700

August 28, 2016

80+ (Men)

52.33 km, 5 laps of 10.47 km, winner: 2:11:51 - 28.65 km/h

Pos	Bib	Name	Team	Nat.	StateProv	City	Category	Age	Gender	License	UCI Code	Time	Gap	km/h	Lap 1	Lap 2	Lap 3	Lap 4	Lap 5
1	138	NICHOLLS, Richard				Delta	80+	80	Men	TEMP		2:11:51		28.65	20:32	21:49	21:54	22:40	22:40

# American Masters Games 2016-Road Race 700

August 28, 2016

Wave B (Women)

52.33 km, 5 laps of 10.47 km, winner: 1:36:19 - 32.60 km/h

Pos	Bib	Name	Team	Nat.	StateProv	City	Category	Age	Gender	License	UCICode	Time	Gap	km/h	Lap 1	Lap 2	Lap 3	Lap 4	Lap 5
1	321	MORRIS, Barbara		CANADA	British Columbia	Vancouver	60-64	60	Women	BC090742	CA CAN19560818	1:36:19	0'00"	32.60	19:28	19:16	19:06	19:23	19:06
2	325	STEDMAN, Martha				Tucson	60-64	63	Women	TEMP		1:36:20	0'01"	32.59	19:28	19:15	19:07	19:23	19:08
3	318	GREY, Lisa				Harvie Heights	55-59	57	Women	TEMP		1:37:02	0'43"	32.35	19:28	19:20	19:01	19:22	19:50
4	322	WELLER, JANE	Atomic Racing	CANADA	British Columbia	North Vancouver	60-64	60	Women	BC007516	CA CAN19560405	1:37:33	1'14"	32.18	19:27	19:16	19:07	19:23	20:20
5	326	WALTON, Renate		CANADA	BC	North Saanich	60-64	64	Women	BC002824	CA CAN19520827	1:39:03	2'44"	31.69	19:54	19:17	19:44	20:22	19:48
6	323	CONEY, Ingrid				Ottawa	60-64	61	Women	TEMP		"	"	"	19:53	19:18	19:44	20:21	19:48
7	316	TROUT, Marilyn				Colorado Springs	55-59	56	Women	TEMP		"	"	"	19:52	18:58	20:05	20:20	19:51
8	317	BONGA, Anna		CANADA	British Columbia	Burnaby	55-59	56	Women	BC000549	CA CAN19600722	1:39:13	2'54"	31.65	19:53	19:19	19:43	20:22	19:56
9	329	DAVIES, Barbara	Jubilee Racing	Canada	BC	Burnaby	65-69	68	Women	BC007010	CA CAN19481119	1:45:10	8'51"	29.85	19:52	19:20	21:12	22:10	22:37
10	324	MCNAMARA, Catherine				Santa Monica	60-64	61	Women	TEMP		1:48:25	12'06"	28.96	19:56	22:13	22:21	22:34	21:21
11	327	MITCHELL, Sharon		CANADA	BC	Abbotsford	65-69	67	Women	BC007594	CA CAN19490211	1:48:30	12'11"	28.94	20:58	22:15	21:48	22:01	21:28
12	330	SPIRES, Sally				West Vancouver	70-74	70	Women	TEMP		1:49:48	13'29"	28.60	21:02	22:18	22:06	22:13	22:08
13	314	WILMAN, Pam		canada		Edmonton	55-59	55	Women	TEMP	CA CAN19610531	2:05:10	28'51"	25.12	24:28	25:32	24:58	25:02	
14	319	WEBB, Rozemary				Surrey	55-59	58	Women	TEMP		2:12:14	35'55"	23.84	24:48	26:13	26:46	27:36	
DNS	315	KORNUTIAK, Terry	Vancouver Velo Vets Cycling Club	CANADA	British Columbia	Vancouver	55-59	56	Women	BC000716	CA CAN19600522								
DNS	320	TITUS, Dawn				Whistler	55-59	58	Women	TEMP		"	"						
DNS	328	CHAPUT, Margaret				Vancouver	65-69	68	Women	TEMP		"	"						






# American Masters Games 2016-Road Race 700

August 28, 2016

55-59 (Women)

52.33 km, 5 laps of 10.47 km, winner: 1:32:02 - 32.35 km/h




Pos	Bib	Name	Team	Nat.	StateProv	City	Category	Age	Gender	License	UCIcode	Time	Gap	km/h	Lap 1	Lap 2	Lap 3	Lap 4	Lap 5
1	318	GREY, Lisa				Harvie Heights	55-59	57	Women	TEMP		1:37:02		32.35	19:28	19:20	19:01	19:22	19:50
2	316	TROUT, Marilyn				Colorado Springs	55-59	56	Women	TEMP		1:39:03	2'01"	31.69	19:52	18:58	20:05	20:20	19:51
3	317	BONGA, Anna		CANADA	British Columbia	Burnaby	55-59	56	Women	BC000549	 CAN19600722	1:39:13	2'11"	31.65	19:53	19:19	19:43	20:22	19:56
4	314	WILMAN, Pam		canada		Edmonton	55-59	55	Women	TEMP	 CAN19610531	2:05:10	-1 lap	25.12	24:28	25:32	24:58	25:02	
5	319	WEBB, Rozemary				Surrey	55-59	58	Women	TEMP		2:12:14	-1 lap	23.84	24:48	26:13	26:46	27:36	
DNS	315	KORNUTIAK, Terry	Vancouver Velo Vets Cycling Club	CANADA	British Columbia	Vancouver	55-59	56	Women	BC000716	 CAN19600522								
DNS	320	TITUS, Dawn				Whistler	55-59	58	Women	TEMP		"		"					

# American Masters Games 2016-Road Race 700

August 28, 2016

60-64 (Women)

52.33 km, 5 laps of 10.47 km, winner: 1:31:19 - 32.60 km/h



Pos	Bib	Name	Team	Nat.	StateProv	City	Category	Age	Gender	License	UCICode	Time	Gap	km/h	Lap 1	Lap 2	Lap 3	Lap 4	Lap 5
1	321	MORRIS, Barbara		CANADA	British Columbia	Vancouver	60-64	60	Women	BC090742	 CAN19560818	1:36:19		32.60	19:28	19:16	19:06	19:23	19:06
2	325	STEDMAN, Martha				Tucson	60-64	63	Women	TEMP		1:36:20	0'01"	32.59	19:28	19:15	19:07	19:23	19:08
3	322	WELLER, JANE	Atomic Racing	CANADA	British Columbia	North Vancouver	60-64	60	Women	BC007516	 CAN19560405	1:37:33	1'14"	32.18	19:27	19:16	19:07	19:23	20:20
4	326	WALTON, Renate		CANADA	BC	North Saanich	60-64	64	Women	BC002824	 CAN19520827	1:39:03	2'44"	31.69	19:54	19:17	19:44	20:22	19:48
5	323	ONEY, Ingrid				Ottawa	60-64	61	Women	TEMP		"	"	"	19:53	19:18	19:44	20:21	19:48
6	324	MCNAMARA, Catherine				Santa Monica	60-64	61	Women	TEMP		1:48:25	12'06"	28.96	19:56	22:13	22:21	22:34	21:21

# American Masters Games 2016-Road Race 700

August 28, 2016

65-69 (Women)

52.33 km, 5 laps of 10.47 km, winner: 1:40:10 - 29.85 km/h

Pos	Bib	Name	Team	Nat.	StateProv	City	Category	Age	Gender	License	UCI Code	Time	Gap	km/h	Lap 1	Lap 2	Lap 3	Lap 4	Lap 5
1	329	DAVIES, Barbara	Jubilee Racing	Canada	BC	Burnaby	65-69	68	Women	BC007010	 CAN19481119	1:45:10		29.85	19:52	19:20	21:12	22:10	22:37
2	327	MITCHELL, Sharon		CANADA	BC	Abbotsford	65-69	67	Women	BC007594	 CAN19490211	1:48:30	3'20"	28.94	20:58	22:15	21:48	22:01	21:28
DNS	328	CHAPUT, Margaret				Vancouver	65-69	68	Women	TEMP									

# American Masters Games 2016-Road Race 700

August 28, 2016

70-74 (Women)

52.33 km, 5 laps of 10.47 km, winner: 1:44:48 - 28.60 km/h

Pos	Bib	Name	Team	Nat.	StateProv	City	Category	Age	Gender	License	UCI Code	Time	Gap	km/h	Lap 1	Lap 2	Lap 3	Lap 4	Lap 5
1	330	SPIRES, Sally				West Vancouver	70-74	70	Women	TEMP		1:49:48		28.60	21:02	22:18	22:06	22:13	22:08