






Seymour Challenge-Seymour Challenge

August 19, 2018

U19 (Men)

12.00 km, winner: 41:28 - 17.37 km/h














| Pos | Bib | Name | Team | City | StateProv | Category | Age | Gender | License | NatCode | UCIID | Time | Gap | km/h | Lap 1 |
|-----|-----|-----------------------|-----------------|-----------|------------------|----------|-----|--------|----------|---|----------------|----------|-----------|-------|----------|
| 1 | 106 | RICHARDSON, Sean | Independent | Vancouver | British Columbia | U19 | 17 | Men | BC99040 |  CAN | 100 597 039 85 | 41:27.66 | | 17.37 | 41:27.66 |
| 2 | 101 | STOREY, Quinn | Independent | Burnaby | British Columbia | U19 | 17 | Men | BC090216 |  CAN | 100 461 426 78 | 41:38.98 | 0'11.32" | 17.29 | 41:38.98 |
| 3 | 100 | MOORE, Manu | Independent | Vancouver | British Columbia | U19 | 14 | Men | BC091731 |  CAN | 100 597 026 72 | 42:33.76 | 1'06.09" | 16.92 | 42:33.76 |
| 4 | 104 | GAO, Thomas | Independent | Richmond | British Columbia | U19 | 17 | Men | PR010170 |  CHN | | 47:46.67 | 6'19.01" | 15.07 | 47:46.67 |
| 5 | 105 | HO, Shing Hin Timothy | Independent | | British Columbia | U19 | 17 | Men | TEMP | | | 54:28.51 | 13'00.85" | 13.22 | 54:28.51 |
| 6 | 103 | CENERELLI, Carl | DEVO pb Fortius | | British Columbia | U19 | 15 | Men | BC40092 | | 100 828 775 88 | 54:37.98 | 13'10.31" | 13.18 | 54:37.98 |
| 7 | 102 | MCDONALD, Andy | Independent | | British Columbia | U19 | 18 | Men | PR010556 |  CAN | | 59:15.38 | 17'47.71" | 12.15 | 59:15.38 |

Seymour Challenge-Seymour Challenge

August 19, 2018

U40 (Men)

12.00 km, winner: 34:40 - 20.77 km/h

| Pos | Bib | Name | Team | City | StateProv | Category | Age | Gender | License | NatCode | UCIID | Time | Gap | km/h | Lap 1 |
|-----|-----|--------------------------|-------------------------|-----------------|---------------------|----------|-----|--------|----------|---|----------------|------------|-----------|-------|------------|
| 1 | 202 | FRASER-MARAUN, Alexander | Hewdog Racing | Burnaby | British Columbia | U40 | 27 | Men | BC99218 |  CAN | 100 535 882 38 | 34:39.68 | | 20.77 | 34:39.68 |
| 2 | 216 | SCHELLENBERG, Thomas | Independent | | British Columbia | U40 | 18 | Men | BC098089 | | 100 512 405 35 | 36:52.50 | 2'12.83" | 19.53 | 36:52.50 |
| 3 | 217 | RICHEY, Craig | Independent | North Vancouver | British Columbia | U40 | 34 | Men | BC092578 |  CAN | 100 055 314 08 | 37:18.92 | 2'39.24" | 19.30 | 37:18.92 |
| 4 | 214 | CULLEN, Jake | Independent | Langley | British Columbia | U40 | 22 | Men | BC99646 |  CAN | 100 519 134 71 | 38:58.01 | 4'18.34" | 18.48 | 38:58.01 |
| 5 | 207 | ZOLLER, Alan | Independent | Burnaby | British Columbia | U40 | 33 | Men | BC99316 |  CAN | 100 597 013 59 | 38:58.02 | 4'18.35" | 18.48 | 38:58.02 |
| 6 | 205 | SMITH, Kevin | Independent | Vancouver | British Columbia | U40 | 29 | Men | BC99740 |  CAN | 100 550 085 79 | 39:48.11 | 5'08.44" | 18.09 | 39:48.11 |
| 7 | 204 | HERDER, Kyle | Independent | | British Columbia | U40 | 35 | Men | TEMP | | | 40:12.42 | 5'32.74" | 17.91 | 40:12.42 |
| 8 | 212 | GILLAM, David | Glotman Simpson Cycling | Vancouver | British Columbia | U40 | 36 | Men | BC99642 |  CAN | 100 140 284 06 | 42:58.65 | 8'18.98" | 16.75 | 42:58.65 |
| 9 | 222 | HIGOY, Cesar | Independent | | British Columbia | U40 | 27 | Men | PR010472 | | | 43:16.64 | 8'36.97" | 16.64 | 43:16.64 |
| 10 | 209 | MURRAY, Graeme | Independent | | Virginia | U40 | 26 | Men | TEMP | | | 43:51.70 | 9'12.03" | 16.42 | 43:51.70 |
| 11 | 215 | ATKINSON, Kevin | Independent | vancouver | British Columbia | U40 | 32 | Men | BC090555 |  CAN | | 44:23.75 | 9'44.07" | 16.22 | 44:23.75 |
| 12 | 219 | JONES, Craig | Independent | | Newcastle upon Tyne | U40 | 32 | Men | TEMP | | | 44:29.54 | 9'49.87" | 16.18 | 44:29.54 |
| 13 | 225 | WITZKE, Nic | Independent | Vancouver | British Columbia | U40 | 30 | Men | BC99398 |  CAN | 100 587 566 21 | 44:42.46 | 10'02.78" | 16.10 | 44:42.46 |
| 14 | 206 | BEAUCHAMP, Neal | Independent | Vancouver | British Columbia | U40 | 30 | Men | BC097843 |  CAN | 100 362 482 74 | 45:34.99 | 10'55.31" | 15.80 | 45:34.99 |
| 15 | 213 | FUNAMOTO, Andrew | Independent | Vancouver | British Columbia | U40 | 30 | Men | BC99794 |  CAN | 100 608 584 87 | 47:53.82 | 13'14.15" | 15.03 | 47:53.82 |
| 16 | 218 | STEELE, Duncan | Independent | Vancouver | British Columbia | U40 | 36 | Men | BC000223 |  CAN | | 48:29.55 | 13'49.88" | 14.85 | 48:29.55 |
| 17 | 200 | FISHER, Jakob | Independent | | British Columbia | U40 | 34 | Men | PR010301 |  CAN | | 49:09.16 | 14'29.49" | 14.65 | 49:09.16 |
| 18 | 223 | STARTUP, blake | Independent | | British Columbia | U40 | 34 | Men | TEMP | | | 49:42.41 | 15'02.73" | 14.48 | 49:42.41 |
| 19 | 203 | DORMER, Mark | Independent | | British Columbia | U40 | 31 | Men | BC098035 | | 100 596 928 71 | 50:50.03 | 16'10.36" | 14.16 | 50:50.03 |
| 20 | 210 | BARNES, Tyler | Independent | | British Columbia | U40 | 28 | Men | TEMP | | | 50:51.98 | 16'12.30" | 14.15 | 50:51.98 |
| 21 | 211 | LANOVILLE, Duncan | Independent | Vancouver | British Columbia | U40 | 32 | Men | BC091638 |  CAN | 100 461 450 05 | 50:57.11 | 16'17.44" | 14.13 | 50:57.11 |
| 22 | 220 | FERRUCCI, Peter | Independent | | British Columbia | U40 | 33 | Men | TEMP | | | 52:57.66 | 18'17.99" | 13.59 | 52:57.66 |
| 23 | 201 | HOESCHELE, H | Independent | | | U40 | 32 | Men | TEMP | | | 56:00.16 | 21'20.49" | 12.86 | 56:00.16 |
| 24 | 224 | KHOU, Wiley | Independent | | British Columbia | U40 | 27 | Men | TEMP | | | 56:30.26 | 21'50.59" | 12.74 | 56:30.26 |
| 25 | 221 | STONEHAM, Angela | Independent | | | U40 | 37 | Men | TEMP | | | 1:00:52.98 | 26'13.31" | 11.83 | 1:00:52.98 |
| 26 | 208 | RYAN, Philip | Independent | | British Columbia | U40 | 31 | Men | TEMP | | | 1:10:17.55 | 35'37.87" | 10.24 | 1:10:17.55 |

Seymour Challenge-Seymour Challenge

August 19, 2018

U60 (Men)

12.00 km, winner: 40:19 - 17.86 km/h


| Pos | Bib | Name | Team | City | StateProv | Category | Age | Gender | License | NatCode | UCIID | Time | Gap | km/h | Lap 1 |
|-----|-----|-------------------------|-------------|-----------------|------------------|----------|-----|--------|----------|---------|----------------|------------|-----------|-------|------------|
| 1 | 311 | NICHOLS, Bob | Independent | Vancouver | British Columbia | U60 | 41 | Men | PR010140 | 🇨🇦 CAN | 100 459 678 76 | 40:19.23 | | 17.86 | 40:19.23 |
| 2 | 310 | COX, Matthew | Independent | Port Moody | British Columbia | U60 | 45 | Men | BC99101 | 🇨🇦 CAN | 100 597 096 45 | 41:42.44 | 1'23.22" | 17.26 | 41:42.44 |
| 3 | 301 | KOSCHEL, Gary | Independent | Richmond | British Columbia | U60 | 48 | Men | BC007434 | 🇨🇦 CAN | | 44:31.32 | 4'12.10" | 16.17 | 44:31.32 |
| 4 | 315 | KAM, Christopher | Independent | Vancouver | British Columbia | U60 | 49 | Men | BC097633 | 🇨🇦 CAN | 100 488 534 26 | 45:26.09 | 5'06.87" | 15.85 | 45:26.09 |
| 5 | 319 | MAYER, Uli | Independent | Vancouver | British Columbia | U60 | 54 | Men | BC98822 | 🇨🇦 CAN | 100 597 098 47 | 45:42.69 | 5'23.47" | 15.75 | 45:42.69 |
| 6 | 318 | CLYDE, Mark | Independent | Richmond | British Columbia | U60 | 55 | Men | BC090861 | 🇨🇦 CAN | 100 625 123 39 | 45:43.68 | 5'24.45" | 15.75 | 45:43.68 |
| 7 | 309 | WILSON-ROBERTS, Guy | Independent | New Westminster | British Columbia | U60 | 46 | Men | BC001097 | 🇨🇦 CAN | | 46:25.30 | 6'06.08" | 15.51 | 46:25.30 |
| 8 | 312 | MOORE, Joseph | Independent | Vancouver | British Columbia | U60 | 52 | Men | BC009342 | 🇨🇦 CAN | | 55:13.82 | 14'54.59" | 13.04 | 55:13.82 |
| 9 | 303 | HOOVER, Irvin | Independent | | British Columbia | U60 | 55 | Men | BC098314 | | 100 588 703 91 | 56:05.20 | 15'45.98" | 12.84 | 56:05.20 |
| 10 | 302 | ORCHARD, David | Independent | | British Columbia | U60 | 51 | Men | BC010950 | | | 56:21.45 | 16'02.23" | 12.78 | 56:21.45 |
| 11 | 316 | THOMPSON, AI | Independent | | British Columbia | U60 | 48 | Men | TEMP | | | 56:41.96 | 16'22.74" | 12.70 | 56:41.96 |
| 12 | 313 | DAERENDINGER, Michael | Independent | Vancouver | BC | U60 | 52 | Men | BC001476 | 🇨🇦 CAN | | 57:26.20 | 17'06.97" | 12.54 | 57:26.20 |
| 13 | 308 | SEMRAU, William | Independent | Vancouver | British Columbia | U60 | 48 | Men | BC99003 | 🇨🇦 CAN | 100 488 770 68 | 57:26.24 | 17'07.01" | 12.54 | 57:26.24 |
| 14 | 314 | LOVETT, Matt | Independent | | British Columbia | U60 | 57 | Men | PR010370 | 🇨🇦 CAN | | 57:44.71 | 17'25.49" | 12.47 | 57:44.71 |
| 15 | 307 | KOPIC, Peter | Independent | | British Columbia | U60 | 43 | Men | TEMP | | | 57:59.91 | 17'40.68" | 12.41 | 57:59.91 |
| 16 | 320 | UJFALUSI, Joseph | Independent | New Westminster | British Columbia | U60 | 47 | Men | BC000059 | 🇨🇦 CAN | | 59:04.71 | 18'45.49" | 12.19 | 59:04.71 |
| 17 | 300 | WHYTE, Simon | Independent | Vancouver | British Columbia | U60 | 48 | Men | PR010973 | 🇨🇦 CAN | | 1:01:59.40 | 21'40.18" | 11.61 | 1:01:59.40 |
| 18 | 305 | JACOBY, Thomas | Independent | | British Columbia | U60 | 54 | Men | TEMP | | | 1:14:25.11 | 34'05.89" | 9.68 | 1:14:25.11 |
| DNS | 317 | KHALKHALI-SHIJINI, Nima | Independent | Vancouver | British Columbia | U60 | 43 | Men | BC092297 | 🇨🇦 CAN | 100 482 987 08 | | | | |

Seymour Challenge-Seymour Challenge

August 19, 2018

U19 (Women)

12.00 km, winner: 56:00 - 12.86 km/h






| Pos | Bib | Name | Team | City | StateProv | Category | Age | Gender | License | NatCode | UCIID | Time | Gap | km/h | Lap 1 |
|-----|-----|------------------|-------------|-------------|------------------|----------|-----|--------|----------|---|----------------|------------|----------|-------|------------|
| 1 | 151 | ROBERTSON, Julia | Independent | N Vancouver | British Columbia | U19 | 15 | Women | BC098478 | | 100 610 571 37 | 56:00.40 | | 12.86 | 56:00.40 |
| 2 | 150 | UUNILA, Linnea | Independent | Squamish | British Columbia | U19 | 16 | Women | BC094422 |  CAN | | 1:03:57.00 | 7'56.60" | 11.26 | 1:03:57.00 |

Seymour Challenge-Seymour Challenge

August 19, 2018

U40 (Women)

12.00 km, winner: 45:36 - 15.79 km/h



| Pos | Bib | Name | Team | City | StateProv | Category | Age | Gender | License | NatCode | UCIID | Time | Gap | km/h | Lap 1 |
|-----|-----|-------------------|-------------|-----------|------------------|----------|-----|--------|----------|---|----------------|----------|----------|-------|----------|
| 1 | 255 | DANIELS, Jess | Independent | Vancouver | British Columbia | U40 | 28 | Women | BC99518 |  CAN | 100 532 267 12 | 45:36.16 | | 15.79 | 45:36.16 |
| 2 | 251 | CABOT, Morgan | Independent | Vancouver | British Columbia | U40 | 30 | Women | BC090227 |  CAN | | 46:36.10 | 0'59.94" | 15.45 | 46:36.10 |
| 3 | 252 | MATTHEWS, Krista | Independent | Vancouver | British Columbia | U40 | 30 | Women | BC99785 |  CAN | 100 608 583 86 | 47:08.66 | 1'32.50" | 15.27 | 47:08.66 |
| 4 | 253 | MARSHALL, Lauren | Independent | Vancouver | British Columbia | U40 | 30 | Women | BC98922 |  CAN | 100 514 928 36 | 48:08.21 | 2'32.05" | 14.96 | 48:08.21 |
| 5 | 254 | BERTOLD, Isabella | Independent | Surrey | British Columbia | U40 | 27 | Women | BC98962 |  CAN | 100 484 315 75 | 52:04.74 | 6'28.57" | 13.83 | 52:04.74 |
| 6 | 250 | DEUTSCHER, Meghan | Independent | | British Columbia | U40 | 37 | Women | BC003861 | | | 52:33.23 | 6'57.06" | 13.70 | 52:33.23 |

Seymour Challenge-Seymour Challenge

August 19, 2018

U60 (Women)

12.00 km, winner: 44:38 - 16.13 km/h






| Pos | Bib | Name | Team | City | StateProv | Category | Age | Gender | License | NatCode | UCIID | Time | Gap | km/h | Lap 1 |
|-----|-----|----------------------|-----------------------|-----------------|------------------|----------|-----|--------|----------|---|----------------|----------|-----------|-------|----------|
| 1 | 352 | BOVILL, Esta | TaG Cycling Race Team | North Vancouver | British Columbia | U60 | 43 | Women | BC99638 |  CAN | 100 553 254 47 | 44:37.67 | | 16.13 | 44:37.67 |
| 2 | 350 | BYRNE, Claire | Atomic Racing Club | Vancouver | British Columbia | U60 | 53 | Women | BC098608 |  CAN | 100 632 069 01 | 49:41.81 | 5'04.15" | 14.49 | 49:41.81 |
| 3 | 351 | FINKENBINE, Jennifer | Independent | North Vancouver | British Columbia | U60 | 46 | Women | BC009338 | | | 57:33.78 | 12'56.12" | 12.51 | 57:33.78 |

Seymour Challenge-Seymour Challenge

August 19, 2018

60+ (Men)

12.00 km, winner: 47:07 - 15.28 km/h

| Pos | Bib | Name | Team | City | StateProv | Category | Age | Gender | License | NatCode | UCIID | Time | Gap | km/h | Lap 1 |
|-----|-----|-----------------|-------------|-----------|------------------|----------|-----|--------|----------|---|----------------|------------|-----------|-------|------------|
| 1 | 402 | JAMES, Kenny | Independent | Vancouver | British Columbia | 60+ | 62 | Men | BC090186 |  CAN | 100 374 445 09 | 47:06.51 | | 15.28 | 47:06.51 |
| 2 | 406 | LETHAM, William | Independent | Gibsons | British Columbia | 60+ | 62 | Men | BC000391 |  CAN | | 48:37.15 | 1'30.65" | 14.81 | 48:37.15 |
| 3 | 400 | BARRETT, Joe | Independent | Victoria | British Columbia | 60+ | 62 | Men | BC98914 |  CAN | 100 734 820 29 | 51:47.15 | 4'40.64" | 13.90 | 51:47.15 |
| 4 | 306 | MCLAREN, Bob | Independent | | British Columbia | U60 | 61 | Men | BC096970 |  CAN | 100 488 799 00 | 53:08.64 | 6'02.13" | 13.55 | 53:08.64 |
| 5 | 405 | LANG, Robert | Independant | Delta | British Columbia | 60+ | 62 | Men | PR010166 |  CAN | 100 596 896 39 | 55:00.99 | 7'54.48" | 13.09 | 55:00.99 |
| 6 | 304 | ZWIMPFER, Tom | Independent | | British Columbia | U60 | 60 | Men | TEMP | | | 1:00:01.94 | 12'55.44" | 11.99 | 1:00:01.94 |
| 7 | 401 | MACMILLAN, Bill | Independent | | British Columbia | 60+ | 71 | Men | TEMP | | | 1:00:21.80 | 13'15.30" | 11.93 | 1:00:21.80 |
| 8 | 404 | TISCHLER, Aron | Independent | | British Columbia | 60+ | 63 | Men | TEMP | | | 1:10:20.83 | 23'14.32" | 10.23 | 1:10:20.83 |
| 9 | 403 | MURRAY, Robert | Independent | | Washington | 60+ | 69 | Men | TEMP | | | 1:14:48.30 | 27'41.80" | 9.63 | 1:14:48.30 |

Seymour Challenge-Seymour Challenge

August 19, 2018

60+ (Women)

12.00 km, winner: 1:03:19 - 11.37 km/h

| Pos | Bib | Name | Team | City | StateProv | Category | Age | Gender | License | NatCode | UCIID | Time | Gap | km/h | Lap 1 |
|-----|-----|-----------------|-------------|------|------------------|----------|-----|--------|---------|---------|-------|------------|-----------|-------|------------|
| 1 | 450 | FRITCHEN, CATHY | Independent | | Washington | 60+ | 69 | Women | TEMP | | | 1:03:18.62 | | 11.37 | 1:03:18.62 |
| 2 | 451 | TISCHLER, Neri | Independent | | British Columbia | 60+ | 62 | Women | TEMP | | | 1:17:35.33 | 14'16.71" | 9.28 | 1:17:35.33 |

Seymour Challenge-Seymour Challenge

August 19, 2018

Youth (Open)

12.00 km, winner: 52:08 - 13.81 km/h

| Pos | Bib | Name | Team | City | StateProv | Category | Age | Gender | License | NatCode | UCIID | Time | Gap | km/h | Lap 1 |
|-----|-----|-------------|-------------|------|------------------|----------|-----|--------|---------|---------|----------------|----------|-----|-------|----------|
| 1 | 502 | KOPIC, Kyle | Independent | | British Columbia | Youth | 13 | Men | BC99778 | | 100 514 756 58 | 52:08.18 | | 13.81 | 52:08.18 |